

ACTELION'S FINANCE

THE FIRST NINE MONTHS OF 2011

SUMMARY

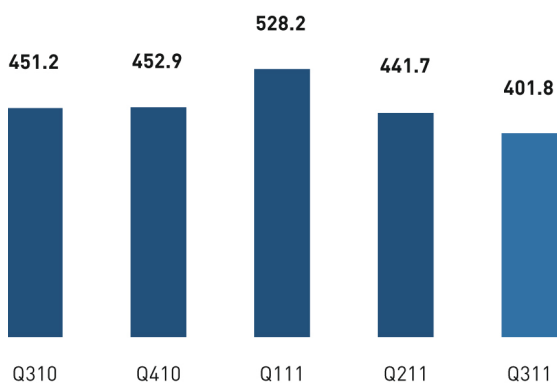
On 20 October 2011, Actelion announced its financial results for the first nine months 2011. With total net revenues of CHF 1,371.7 million (9M 2010: CHF 1,476.1 m) and operating expenses of CHF 1,457.2 million (9M 2010: CHF 1,049.1 m), the company reported a first nine months 2011 operating loss of CHF 85.6 million (9M 2010: operating profit of CHF 426.9 m).

For the same period, Actelion reported a Non-GAAP EBIT of CHF 470.3 million, a decrease of 14 percent compared to the first nine months of 2010. In local currencies, Non-GAAP EBIT increased by 11 percent. Adjusted (non-US GAAP) diluted earnings per share for the first half 2011 were CHF 3.10 compared to CHF 3.95 during the same period last year.

On a US GAAP basis, net loss for the first nine months 2011 was CHF 180.7 million (9M 2010: net profit of CHF 359.5 m). Loss per share on a US GAAP basis for the same period was CHF 1.52, compared to fully diluted earnings of CHF 2.96 for the first nine months of 2010.

NET REVENUES

CHF million

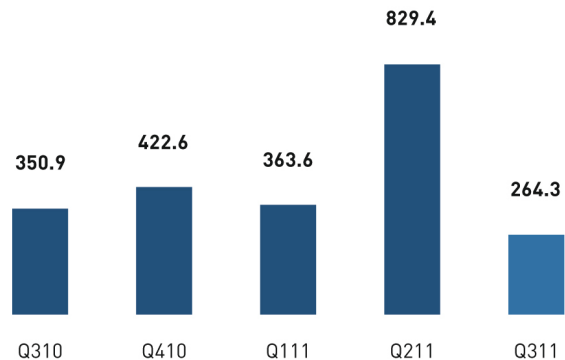


Total net revenues for the first nine months of 2011 were CHF 1,371.7 million (9M 2010: CHF 1,476.1 m), an increase of 7% in local currencies.

Contract revenues for the first nine months of 2011 amounted to CHF 81.4 million (9M 2010: CHF 97.2 m).

OPERATING EXPENSES

CHF million



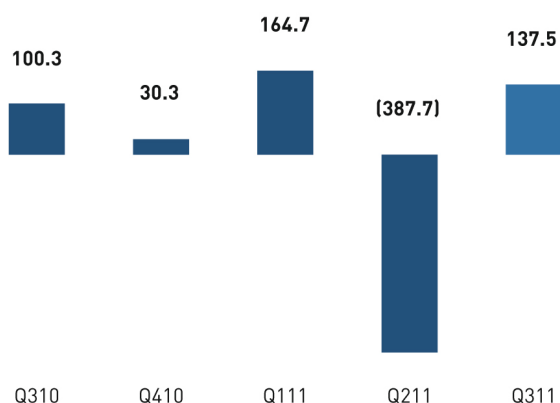
Total operating expenses for the first nine months of 2011 were CHF 1,457.2 million compared to CHF 1,049.1 million for the first nine months of 2010, an increase dominated by the Asahi litigation provision of CHF 485.2 million booked in the second quarter. On 29 July, Actelion announced that the court had granted Actelion's post-trial motion for off-set of a previous arbitration payment which resulted in an adjustment of the provision to CHF 430.2 million.

During the same period, research and development expenses decreased by 4 percent to CHF 331.4 million (9M 2010: CHF 346.9 m).

Selling, general and administrative expenses for the first nine months of 2011 amounted to CHF 517.4 million (9M 2010: CHF 519.6 m), basically flat in Swiss Franc terms.

OPERATING INCOME (LOSS)

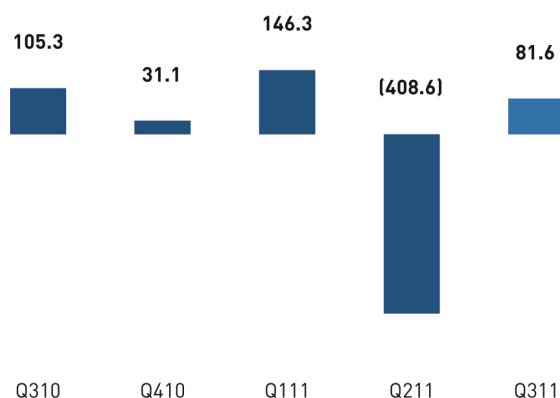
CHF million



Operating loss for the first nine months of 2011 was CHF 85.6 million compared to an operating profit of CHF 426.9 million for the same period in 2010.

NET INCOME (LOSS)

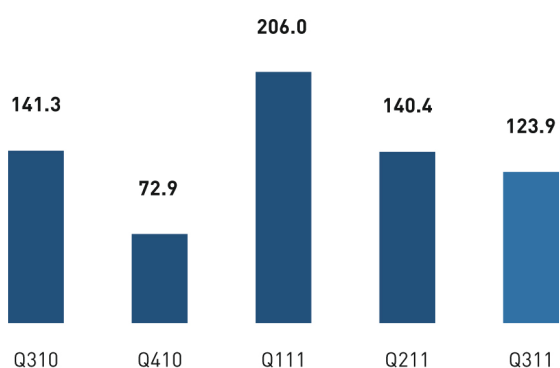
CHF million



Net loss for the first nine months of 2011 amounted to CHF 180.7 million (9M 2010: net income of CHF 359.5 m).

NON-GAAP EBIT

CHF million



In order to better compare the company's underlying performance, Actelion continues to report Non-GAAP EBIT, which excludes employee stock options, amortization and depreciation as well as other one-off elements, such as the above-mentioned provision, that distort comparison. Non-GAAP EBIT for the first nine months of 2011 was CHF 470.3 million (9M 2010: CHF 546.4 m), an increase of 11% in local currencies compared to the same period last year.

Net loss for the period includes interest income of CHF 5.5 million, interest expense of CHF 15.0 million, amortization of debt discount of CHF 14.5 million, other financial expense of CHF 29.2 million as well as an income tax expense of CHF 41.9 million.

The net loss translates into a loss per share of CHF 1.52 compared to fully diluted earnings per share of CHF 2.96 in the first nine months of 2010.

BALANCE SHEET

Total assets of Actelion at 30 September 2011, were CHF 3.0 billion.

FINANCIAL OVERVIEW

In CHF million (except for per share data)	Result 9M 2011	Result 9M 2010	in % CHF	in % LC
Net Revenues	1,371.7	1,476.1	(7)	7
Operating Expenses	1,457.2	1,049.1	39	46
Operating Income/(Loss)	(85.6)	426.9	-	-
Non-GAAP EBIT	470.3	546.4	(14)	11
Net Income/(Loss)	(180.7)	359.5	-	-
US GAAP EPS (fully diluted)	(1.52)	2.96	-	-
No of shares in calculation	119.167	121.261	-	-

The full financial statements can be found on <http://www.actelion.com>

SHARE PRICE DEVELOPMENT OVER 12 MONTHS



Stock charting tools available at www.actelion.com

ACTELION LTD – SHARE AT A GLANCE

The registered shares of Actelion Ltd were second listed on the SWX New Market on April 6, 2000 (symbol: ATLN). A total of 1,000,000 primary shares were placed at the company's Initial Public Offering (IPO), at a price of CHF 260 per share, raising CHF 246.6 million.

On 22 November 2006, Actelion Finance SCA, Luxembourg issued CHF 460 million of senior convertible bonds due 2011 unconditionally and irrevocably guaranteed by Actelion Ltd, Allschwil, Switzerland. The bonds have a coupon of zero percent and an annual yield to maturity of zero percent. The conversion price is CHF 53.21 (adjusted for the CHF 0.80 dividend payment paid on 11 May 2011). On or after 30 June 2007 and until the 30th trading day prior to the maturity date on 22 November 2011, each Bond in the denomination of CHF 5,000 is convertible free of charge into cash up to the principal amount and any conversion value above the principal amount may be settled, at the option of Actelion, into cash or Shares or a combination thereof. The issue price was set at 100% and the redemption price at 100%. The Bonds are non-callable for life.

On 8 July 2008, the Management Committee of the SIX Swiss Exchange decided to add Actelion shares (ATLN, CH0010532478) to the Swiss Market Index SMI®. Actelion

Actelion Pharmaceuticals Ltd is a global biopharmaceutical company headquartered in Allschwil/Basel, Switzerland. Actelion concentrates on discovering, developing and marketing innovative drugs for high unmet medical needs. The company is quoted on the SIX Swiss Exchange (ticker symbol: ATLN).

shares have traded as part of the SMI since 22nd September 2008.

Actelion Ltd is part of the following indices: SMI, SPI, SLI, SPIMLC, SPI20, SPISMC, SXXP, SXDP, SBC100, SNSPIX, SMHCAX, SLDI, SXI LIFE SCIENCES and SXI Bio+Medtech. Actelion is traded under the following symbols: Reuters: ATLN.S/Bloomberg ATLN.

In November 2010, Actelion commenced the repurchase of up to CHF 800 million of the company's common stock over the next three years via a second trading line on the SIX Swiss exchange. At subsequent Annual General Meetings, the Board of Directors will propose that the shares bought through this process be cancelled and the issued share capital reduced accordingly.

KEY SHARE DATA

As of 30.09.2011:

Shares outstanding as of 30.09.2011	130.4 million
Closing share price as of 30.09.2011	CHF 30.30
Market capitalization as of 30.09.2011	CHF 3.95 billion
52-week high	CHF 57.95
52-week low	CHF 28.16
YTD price change	(42 %)
Average daily volume	0.7 million
Free float	90.5 %

SHAREHOLDINGS

As of 30.09.2011:

Number of registered shareholders	10,493
-----------------------------------	--------

Major shareholders

Management & Directors	> 5 %
BB Biotech	> 3 %
Actelion Ltd	> 5 %
Rudolf Maag	> 3 %
Lazard Asset Mgmt	> 3 %
Orbis	> 3 %
Blackrock	> 3 %

Latest update: October 2011

Disclaimer This fact sheet has the sole purpose to provide members of the public with general information about the activities of Actelion Ltd and its associated companies. The forward-looking statements in this fact sheet are based on current expectations and belief of company management, which are subject to numerous risks and uncertainties.